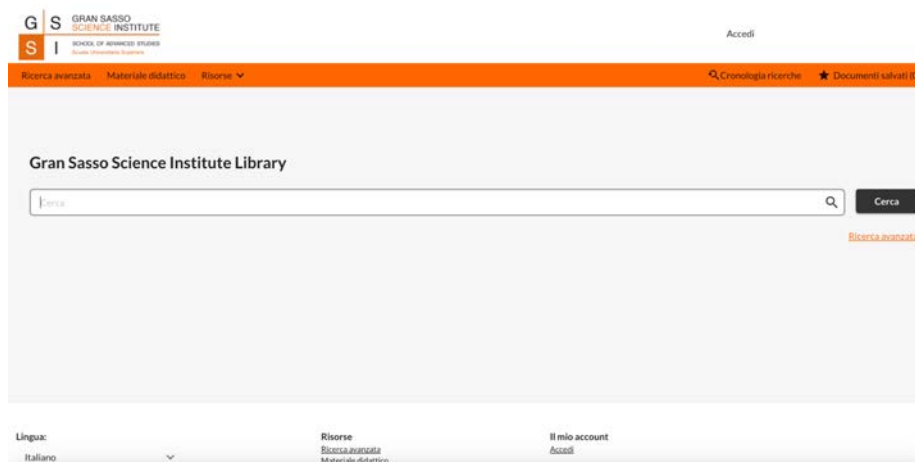
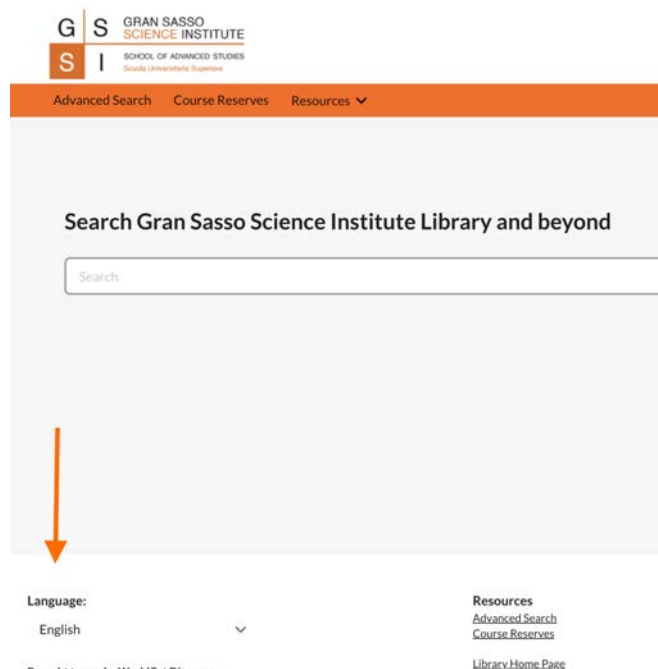


## OCLC\_Discovery

The GSSI Library's Discovery page link is <https://gssi.on.worldcat.org/discovery>



You can **CHANGE THE LANGUAGE** settings by opening the scrolling menu and select it (bottom right of the page):



A pop up menu will appear:

Lingua:

Italiano

Deutsch

English

Español

Euskara

Français

✓ Italiano

**SIGN IN** to save your searches and to see your profile

→ Sign in

1. Click the **SIGN IN** tab and a new page will appear

Select a service to sign into.

Remember my selection

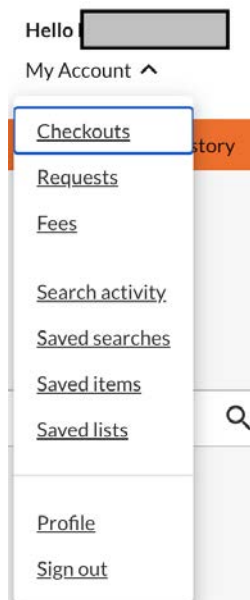
GRAN SASSO SCIENCE INSTITUTE OCLC DB



GRAN SASSO SCIENCE INSTITUTE GOOGLE

- a. Select the **GSSI GOOGLE** option
- b. Select your **GSSI MAIL - PASSWORD**

2. Your account allows a visualization of different features:

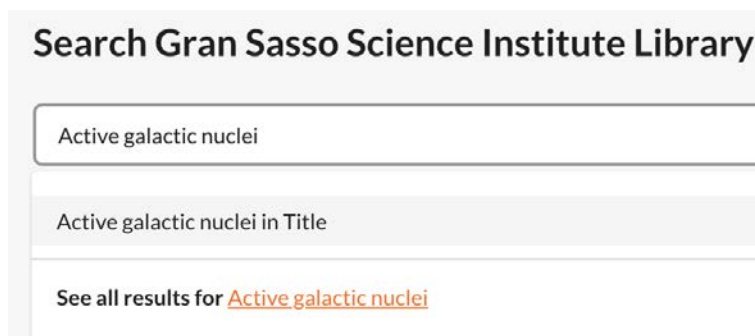


- a. Checkouts: Control loaned books;
- b. Requests: for a already loaned book;
- c. Searches: all search activities you've made or saved.

The discovery allows many options:

1. SEARCH

- a. Can be done by the title of the book by selecting **IN TITLE** at the suggestions



- b. By author - it gives a link for all the results with that name

### Search Gran Sasso Science Institute Library

Volker Beckmann|

Volker Beckmann in Title

See all results for [Volker Beckmann](#)

2. REFINE the results by altering the filters on the left:

- a. ***SORT***: the sorting parameters can be changed on a scrolling menu (BEST MATCH is by default)

Sort: Best Match ^

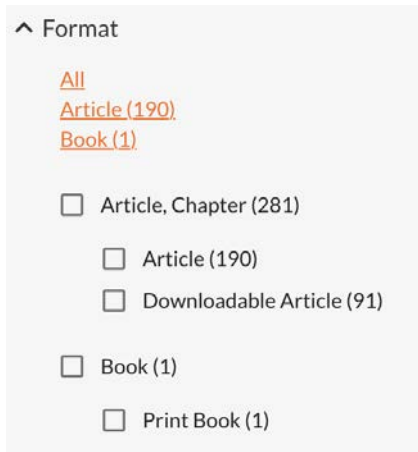
- ^ Hel Best Match
- Recency
- Library
- ^ For
- Author (A-Z)
- Date (Newest First)
- Date (Oldest First)
- Most Widely Held
- Title (A-Z)

- b. ***HELD BY LIBRARY***: Default GSSI Library, but can the item can be searched on Libraries Worldwide if not found in our library

^ Held By Library

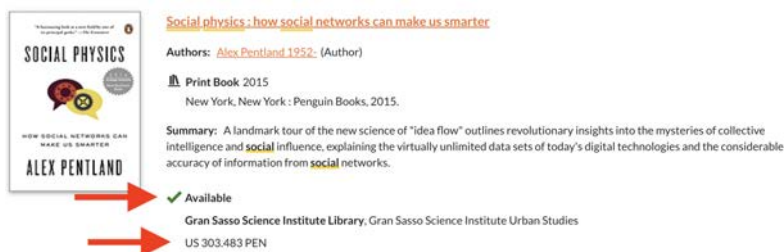
- Libraries Worldwide
- Gran Sasso Science Institute Library

- c. **FORMAT**: all the formats are listed and can be checked to refine the search parameters



## BOOKS

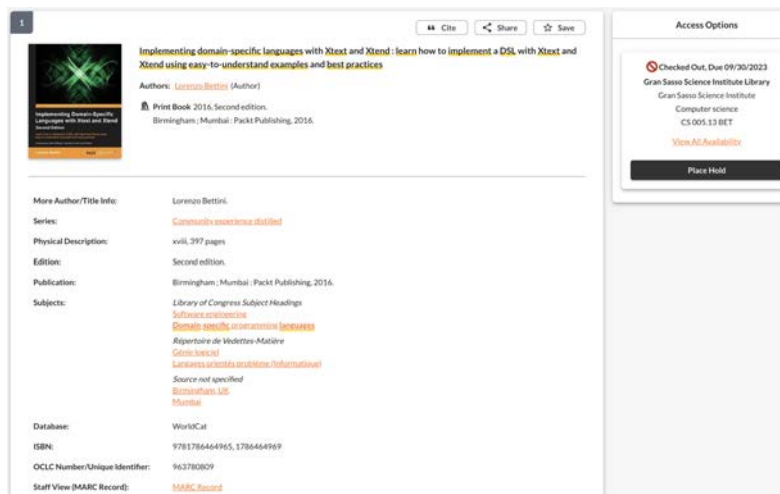
1. Search the book by Title or Author
2. If the book is present in our library, it will be listed as AVAILABLE and the collocation given




3. If the book is already loaned, the **CHECKED OUT** sign appears with the due date:



4. Click the title to open the book card:



5. On the Access Options (to the right) select **PLACE HOLD** to request it:




6. A new page will appear:

Submit a Place Hold Request

Required \*

0 available from 1 copy of this title.


 Implementing domain-specific languages with Xtext and Xtend : learn how to implement a DSL with Xtext and Xtend using easy-to-understand examples and best practices  
 by [Lorenzo Bettini](#)

Print Book

I need \*

Any Copy

I want to pick up at

Institution Name \*

Gran Sasso Science Institute - Aurelio F. Grillo Library

Pick Up Options \*

Gran Sasso Science Institute - Aurelio F. Grillo Library - service desk

I need this for specific dates

Need a specific copy or volume? Anything else we need to know about this request?

Submit Cancel

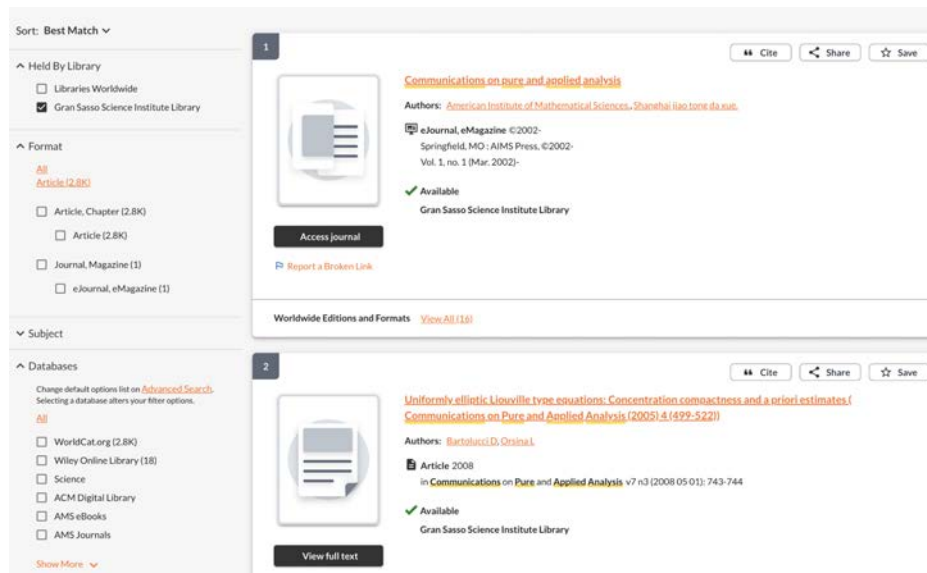
- Filling in the data needed and **SUBMIT**
- If a specific date is needed, check the box:

- Fill in the wanted information and **SUBMIT**:

## **E-Journals**

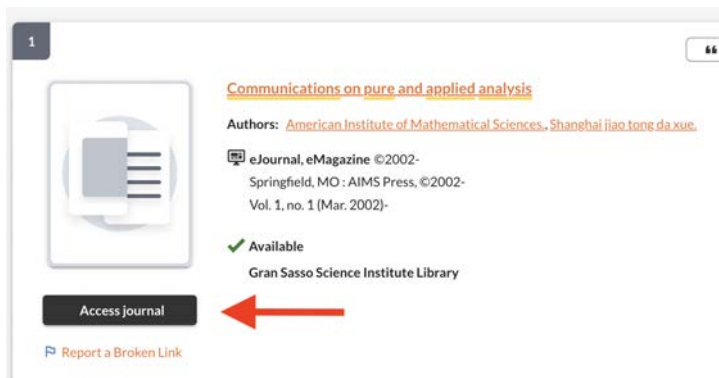
- Search the E-Journal by title, **SEARCH**

2. A page with the results will appear:



a. If needed refine the search as explained before (left menu).

3. Click **ACCESS JOURNAL** to go to its webpage:



**Please be reminded that the access to GSSI subscribed Journals is possible only through the GSSI IPs.**